



Stern Pinball Machine Spike/Spike 2 Power Tap, 12 Volt

All the liquid crystal displays Stern are a spike 2 also the ghostbusters is a spike 2 even though it does not have a liquid crystal display.


Turn your game off

1. Open your liquid crystal display.



2. You will find three little plugs.


This is the location of the 12 volts on your spike 2.



3. When you plug the power tap into the 3 prongs, have the wires coming out of the right side of the plug.

4. If you have an existing mod that uses a Molex plug, it can plug into here.

5. This is a standard 5.5 mm and 2.1 mm round plug which is standard for 12 volts.



6. The z connect will give you the original plug if you need to plug in an additional mod.

DO NOT install the z connect if you are not going to use it. It is included for your convenience.



Scan for Video Installation Instructions

Thank you for choosing www.LightedPinballMods.Com